

## Share your advance directive with your care team.

**Upload this document to MyChart so we can honor your wishes.**


It's important to document who you want to make your healthcare decisions if you are unable to make your own decisions. Signing an advance directive is how you do that. This is a legal document that outlines your medical treatment wishes.

Novant Health Choices and Champions recommends you upload this document to your medical records.

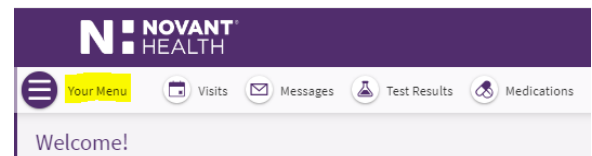
Here's how you can do that.

### 1. Log in to MyChart and open "Your Menu."

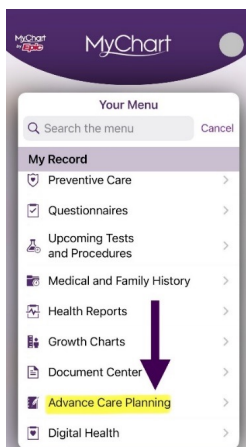
Smartphone view:



PC view:

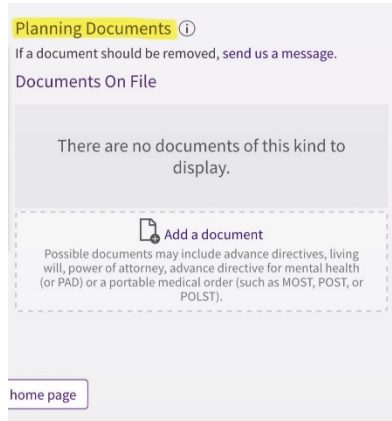


### 2. Select "Advance Care Planning."

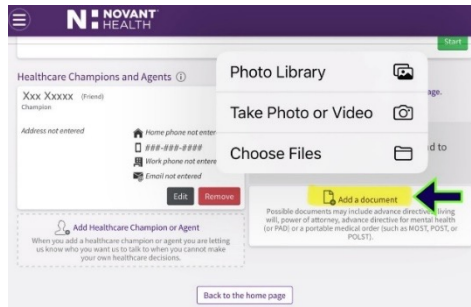


*continued*

## 3. Scroll down to “Planning Documents.”



## 4. Click “Add a Document” and select the file to upload.



For more information on advance care planning, contact us at **844-677-5134** or **ChoicesandChampions@NovantHealth.org**.

You can also visit our website at **NovantHealth.org/ChoicesandChampions**.